



Flag Design Competition - Complete Guide

Springfields Horticultural Society 60th Anniversary Celebration

Official Competition Rules & Eligibility

Simplified User-Friendly Version for Students, Parents & Teachers

This guide simplifies the official competition rules. For full legal terms and conditions, refer to the complete Official Competition Rules & Eligibility document (Version 1.0, December 2025).

QUICK OVERVIEW

What: Design a flag for our charity gardens' 60th birthday

When: December 16, 2025 – February 13, 2026 (5pm deadline)

Who: Students aged 4-18 in local schools

Prize: Your design planted in flowers + made into a real flag!

WHO CAN ENTER?

Students Must Be:

- Aged 4-18 years old (Reception to Year 13)
- Attending a local primary or secondary school
- OR homeschooled and living in the Spalding Area

Entry Limits:

- **One entry per student** (multiple entries = disqualification)
- Groups allowed: Up to 6 students can collaborate on one design
- Schools can submit entries from many different students

Who Cannot Enter:

- Staff of SHS, Trustees and their immediate family members
- Competition judges and their immediate family members
- Professional designers or artists
- Students who do not meet the age or enrol requirements

DESIGN RULES - READ CAREFULLY!

MUST DO:

Colours:

- Use a maximum of **4 colours**
- One colour **MUST be green** (any shade)
- Choose up to 3 other colours
- All colours must be clearly different from each other
- White/cream counts as a colour

Format:








- **Landscape (horizontal) rectangle** shape
- Submit on **A4 paper** (210mm x 297mm)
- Can be hand-drawn, painted, collage, or digital

Content:

- Must be your **100% original work**
- Should represent nature, gardens and community

NEVER INCLUDE:

Automatic Disqualification:

-  Words, letters, numbers, or any text
-  Cartoon characters (Disney, Marvel, Pokémon, etc.)
-  Brand logos or trademarks
-  Copied or traced images from internet/books
-  More than 4 colours
-  AI-generated designs
-  Existing flags or logos

HOW TO ENTER

What You Need:

1. Your Design

- Physical: On paper, flat, protected in plastic sleeve

- Digital: JPEG, PNG, or PDF file (max 10MB)

2. Completed Entry Form including:

- Student's full name and date of birth
- School name and year group
- Agreement to competition rules

Following shortlisting of the designs, further information will be required:

- Parent/guardian signature (shortlisted designs only)
- Parent/guardian name and contact details (shortlisted designs only)
- Photo/media consent (shortlisted designs only)

How to Submit:

OPTION A: By Post Mail to:

SHS Flag Design Competition,

Springfields Horticultural Society Ltd, Camel Gate, Spalding, Lincolnshire PE12 6EU

- Put design/s in protective sleeve
- Attach completed entry form securely (do not glue or permanently affix to artwork)
- Mark envelope "Flag Design Competition"
- Post by February 11th 2026 to guarantee arrival

OPTION B: Email to Education.Outreach@springfields.net

- Attach your design file along with the completed entry form/s
- You'll get an automatic confirmation email
- Please note original designs must be kept because they may be requested

OPTION C: Direct to SHS offices

Address: SHS Offices, Camel Gate, Spalding, Lincolnshire PE12 6EU

- Put design in protective sleeve
- Attach completed entry form securely (do not glue or permanently affix to artwork)
- Mark envelope "Flag Design Competition"

Deadline: Friday, February 13, 2026

PRIZES

Overall Winner (1 student/group)

Your Design Will:

- Be planted as a large flower display in the gardens
- Be made into an official flag flown at the gardens

- Have a plaque with your name on to be displayed alongside the flower display (with consent given)

You'll Also Get:

- Invitation to winner ceremony (April 11, 2026)
- Invitation to design unveiling event (May 2026)
- Featured in press releases, website, and social media (with consent given)
- Professional photos with your design (with consent given)

Runners-Up

- Certificate of Achievement
- Invitation to both celebration events
- Featured on website and social media (with consent given)

Special Mentions:

- Additional entries may receive commendations

FOR TEACHERS

Coordinating School Entries:

Entry Process:

- Each design entry needs an individual entry form
- Can bundle multiple entries in one postal package
- Include cover letter listing all students and total entries

Classroom Support:

- Students may research flags and garden themes for inspiration
- Can provide technical instruction on design techniques
- Discuss ideas and provide guidance
- **BUT:** Design concept and execution must be student's own work

SEND Students:

- Assistance with physical execution is permitted
- Creative decisions must remain with the student
- Document student's design choices if needed

Key Reminders for Students:

1. A maximum of 4 colours including green (in this context, white is considered a colour)
2. No words or text
3. No copyrighted characters

4. Landscape orientation
5. Must be original work

FOR PARENTS

Your Role:

Before Entry:

- Help your child understand the rules
- Discuss ideas (but let them create the design)
- Provide art materials if needed
- Check their design follows the rules (Maximum 4 colours one of which must be green, no text, landscape)

Entry Form:

- Provide accurate contact details (phone and email)
- Keep a copy for your records

What You're Agreeing To:

- Design is your child's original work
- If shortlisted/winner, design may be displayed publicly
- If shortlisted, child may be photographed/interviewed (with consent given)
- Charity can use the design for gardens and promotional materials

Important Notes:

If Your Child Wins:

- You'll be contacted by phone/email in mid-March
- Must verify eligibility and provide proof if requested
- Keep it confidential until public announcement (April 11)
- Attendance at events is optional but encouraged

Copyright:

- By submitting an entry, you agree to transfer all copyright and intellectual property rights in your design to Springfields Horticultural Society
- Charity gets permission to use it for garden displays and promotion

TIMELINE

Date	Event
December 16, 2025	Competition opens
February 13, 2026 (5pm)	Submission deadline
March 2026	Judging takes place
Mid-March 2026	Winners contacted privately
April 11, 2026	Public announcement at SHS Annual Spring Flower and Daffodil Show
May 2026	Design unveiling over The Flower Parade Weekend

DESIGN TIPS

What Makes a Great Flag Design?

Simple is Better:

- Bold, clear shapes work best
- Will be visible from far away
- Easier to plant with flowers

Think About:

- How will this look as planted flowers?
- Can you recognise it from a distance?
- Do the colours work well together?
- Does it tell a story about gardens?

Good Inspiration:

- Nature patterns (leaves, petals, seeds)
- Seasons and growth
- Garden shapes and colours

Use Your Colours Wisely:

- Make sure green is important to your design
- Choose colours that contrast well
- Think about what plants come in these colours

JUDGING PROCESS

Who Judges:

- 5 independent judges including garden experts, artists, and education professionals

- Entries identified by number only (judges won't see names)

What They Look For (100 points total):

1. **Visual Impact & Originality** (30 points) - Is it eye-catching and creative?
2. **Represents Garden Values** (25 points) - Does it connect to nature and gardens?
3. **Colour Use** (20 points) - Good use of 4-colour palette?
4. **Will It Work as Planted Flowers?** (15 points) - Can it be made with bedding plants?
5. **Effort & Skill for Age** (10 points) - Did you try your best?

Age Categories:

- Primary (Ages 4-11)
- Junior Secondary (Ages 11-14)
- Senior Secondary (Ages 14-18)

COMMON QUESTIONS

Q: Can I use photos or pictures from the internet?

A: No. Your design must be 100% your own original work.

Q: Can my teacher/parent help me?

A: They can give advice and teach techniques, but YOU must create the design.

Q: What if I make a mistake with my colours?

A: Make sure you count carefully! More than 4 colours = disqualified.

Q: Can I include the name of the gardens?

A: No text of any kind is allowed on the design.

Q: What happens if I can't attend the events?

A: You still win! Attendance is optional.

Q: Can I submit digitally even if I drew it on paper?

A: Yes! Just take a clear photo or scan it and upload.

Q: Will I get feedback if I don't win?

A: Unfortunately, no, due to the high number of entries expected.

FINAL CHECKLIST BEFORE SUBMITTING

- ☐ Design uses a maximum of 4 colours (including green)
- ☐ Design is landscape (horizontal) orientation
- ☐ No words, letters, or numbers on design
- ☐ No copyrighted characters or logos
- ☐ Design is 100% my original work

- ☐ Entry form filled out fully
- ☐ Parent/guardian has signed entry form
- ☐ Contact details are correct
- ☐ Submitting before February 13, 2026 at 5pm

CONTACT INFORMATION

Questions about the competition:

Email: Education.Outreach@springfields.net

Technical issues with email submission:

Contact immediately if you have problems before the deadline

Competition updates:

Check www.springfieldsfestivalgardens.org.uk for any updates or announcements

Good luck to all participants! We can't wait to see your creative designs! 🌱 🎨 🏆